

**LHN SERIES LINEAR BAY LIGHT**

Client:  
 Project:  
 Type:  
 Quantity:

**CONSTRUCTION**

Full body steel housing constructed for shipment and job site durability.  
 Channel includes top and side knockouts for simple and accessible wiring.

**OPTICS**

>95% efficiency optical grade polycarbonate clear lens for wide distribution.  
 Optional frosted diffuser for glare reduction.

**ELECTRICAL**

80+ CRI LED.  
 -40°C up to 55°C (-40°F up to 131°F) maximum operating temperature.  
 60,000 hr LEDs at L70 @ 40°C.  
 50/60Hz, <20% THD, >.9 Power Factor.  
 Driver operates at 120-277V input, 0-10V dimmable driver, down to 10%.  
 Optional 347/480V input.  
 Optional dimming sensor for occupancy and ambient light level detection.

**SENSORS (OPTIONAL)**

SENSOR-819-O2 End mount on/off motion sensor highbay lens (120-277V)  
 SENSOR-819-D2 End mount programmable motion and photocell sensor highbay lens (120-277V, 1-10V Dimming)  
 SENSOR-LSXR-6-ADC End mount programmable daylight harvesting sensor highbay lens (120-277V, 0-10V Dimming)  
 SENSOR-LSXR-6-ADC-HVLT End mount programmable daylight harvesting sensor highbay lens (480V, 0-10V Dimming)

**MOUNTING**

Adjustable aircraft cable hanger as standard mounting.  
 Optional Surface Mounting Kit.  
 Optional Pendant Mount Kit.

**FINISH**

All metal parts are post painted after fabrication with polyester powder coat paint with 90% reflectance.

**CERTIFICATION**

All luminaires are built to UL1598 standards and bear appropriate cULus labels.  
 For Emergency application, equipment with UL924 certified battery packs.  
 DLC® Premium (DesignLights Consortium Qualified)

**WARRANTY**

5 year warranty, see Limited Warranty for additional information.



180W / 210W / 320W



90W / 130W



180W / 210W / 320W



270W / 300W

**SHIPPING DATA**

Product	Measurement	Weight
LHN-90	25"L x 11"W x 2"H	6 lb
LHN-130	25"L x 11"W x 2"H	8 lb
LHN-180	25"L x 17"W x 2"H	10 lb
LHN-210	25"L x 17"W x 2"H	10 lb
LHN-270	48"L x 25"W x 3"H	23 lb



**LHN SERIES LINEAR BAY LIGHT**

ORDER INFORMATION				EXAMPLE: LHN 130 50 CL WH UD		
Fixture	Series	Power & LM	CCT	Distribution	Finish	Input
	<b>LHN</b>				<b>WH</b>	
<b>Accessories</b>						
<b>Options</b>						

**A SERIES**

LHN Linear Bay Light

**B POWER & LM**

Code	Power	LM	LPW	Code	Power	LM	LPW
90	90W	12600lm	140	270	270W	36000lm	133
130	130W	18500lm	142	300	300W	40000lm	133
180	180W	25200lm	140	320	320W	46080lm	144
210	210W	29000lm	138	370	370W	50000lm	135

**C CCT**

40 4000K 50 5000K

**D DISTRIBUTION**

CL Clear Lens FL Frosted Diffuser Lens

**E FINISH**

WH White

**F INPUT**

UD 120-277V, 0-10V Dimmable HD 347V/480V, 0-10V Dimmable


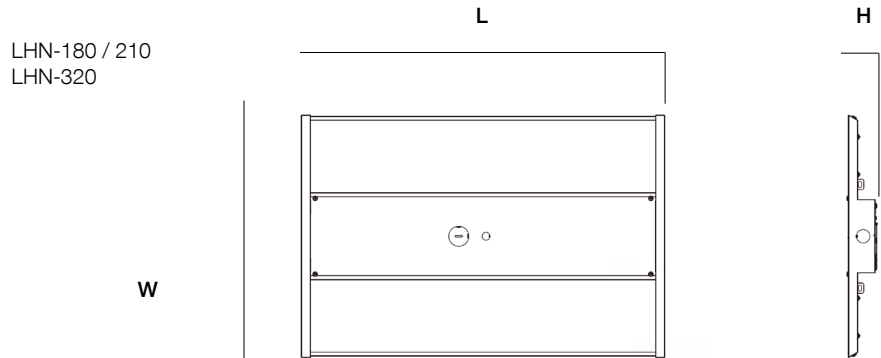
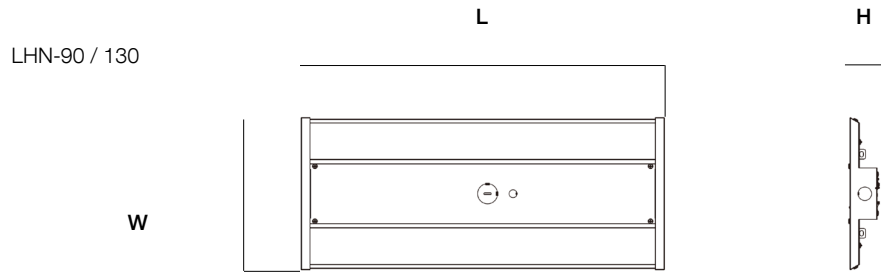
**G ACCESSORIES/OPTIONS (SEE PG. 5 FOR SPEC)**

blank	Adjustable aircraft cable hanging kit (standard)
AIA	Assembled in America, compliant with BAA (COTS)
REMOTE-RC100	Handheld Remote Commissioning Tool for SENSOR-819
EMB-H18170	External emergency battery 18W (120-277V)
EMB-H40170	External emergency battery 40W (120-277V)
EMB-H40500	External emergency battery 40W (277-480V)
EMB-H08170	External emergency battery 8W (100-347V)
SENSOR-819-O2	End mount on/off motion sensor highbay lens (120-277V)
SENSOR-819-D2	End mount programmable dimming sensor highbay lens (120-277V)
SENSOR-LSXR-6-ADC	End mount on/off/dimming, daylight harvesting sensor with highbay lens (120-277V, 1-10V dimming)
SENSOR-LSXR-6-ADC/-HVL	End mount programmable daylight harvesting highbay lens (120-277V)
-CORD	18-3 300V 6ft cord
-PLUG	18-3 300V 6ft cord with 3 prong plug
TWIST-LOCK	Specify Plug Type: <b>L515P / L715P / HBL5929 / L8-20P</b>

**LHN SERIES LINEAR BAY LIGHT**

**DIMENSIONS**

Model	L	W	H
LHN-90 / 130	23.62" (600mm)	9.85" (250.19mm)	1.75" (45mm)
LHN-180 / 210 LHN-320	23.62" (600mm)	15.75" (400.05mm)	1.75" (45mm)
LHN-270 / 300 / 370	47.55" (1208mm)	24.01" (610mm)	2.87" (73mm)



**LHN SERIES LINEAR BAY LIGHT**

**PERFORMANCE DATA**

SYSTEM WATTS	VOLTAGE	4000K / 5000K		QTY ON PALLET
		LUMENS	LPW	
90W	120-277V	12600	140	80
130W	120-277V	18500	142	80
180W	120-277V	25200	140	60
210W	120-277V	29000	138	60
270W	120-277V	36000	133	40
300W	120-277V	40000	133	40
320W	120-277V	46080	144	60
370W	120-277V	50000	135	40

**DLC CODE**

Part Number	DLC Part Number	DLC Class
LHN - 90 40 CL WH UD / HD	MLH0490W[27,48]V40KCD[Blank,M][Blank,B][Blank,A-Z,a-z,0-9]	Premium
LHN - 90 50 CL WH UD / HD	MLH0490W[27,48]V50KCD[Blank,M][Blank,B][Blank,A-Z,a-z,0-9]	Premium
LHN - 130 40 CL WH UD / HD	MLH04130W[27,48]V40KCD[Blank,M][Blank,B][Blank,A-Z,a-z,0-9]	Premium
LHN - 130 50 CL WH UD / HD	MLH04130W[27,48]V50KCD[Blank,M][Blank,B][Blank,A-Z,a-z,0-9]	Premium
LHN - 180 40 CL WH UD / HD	MLH04180W[27,48]V40KCD[Blank,M][Blank,B][Blank,A-Z,a-z,0-9]	Premium
LHN - 180 50 CL WH UD / HD	MLH04180W[27,48]V50KCD[Blank,M][Blank,B][Blank,A-Z,a-z,0-9]	Premium
LHN - 210 40 CL WH UD / HD	MLH04210W[27,48]V40KCD[Blank,M][Blank,B][Blank,A-Z,a-z,0-9]	Premium
LHN - 210 50 CL WH UD / HD	MLH04210W[27,48]V50KCD[Blank,M][Blank,B][Blank,A-Z,a-z,0-9]	Premium
LHN - 270 40 CL WH UD / HD	MLH03270W27V40KCD[Blank,M][Blank,B]	Premium
LHN - 270 50 CL WH UD / HD	MLH03270W27V50KCD[Blank,M][Blank,B]	Premium
LHN - 300 40 CL WH UD / HD	MLH03300W27V40KCD[Blank,M][Blank,B]	Premium
LHN - 300 50 CL WH UD / HD	MLH03300W27V50KCD[Blank,M][Blank,B]	Premium
LHN - 370 40 CL WH UD / HD	MLH04370W[27,48]V40KCD[Blank,M][Blank,B][Blank,A-Z,a-z,0-9]	Premium
LHN - 370 50 CL WH UD / HD	MLH04370W[27,48]V50KCD[Blank,M][Blank,B][Blank,A-Z,a-z,0-9]	Premium

**LHN SERIES LINEAR BAY LIGHT**

**SENSOR SPEC**

Model	Type	Mounting	Coverage	Input	Function	Programmable
SENSOR-819-O2	PIR	40FT	30FT radius	Universal	On/Off	REMOTE-RC100
SENSOR-819-D2	PIR	40FT	30FT radius	Universal	On/Off/Dimming	REMOTE-RC100
SENSOR-LSXR-6-ADC	PIR	45FT	30FT radius	Universal	On/Off/Dimming Daylight Harvesting	Push-button on unit
SENSOR-LSXR-6-ADC-HVLT	PIR	45FT	30FT radius	480V	On/Off/Dimming Daylight Harvesting	Push-button on unit



SENSOR-819-XX



SENSOR-LSXR-XX

**EMB SPEC**

Model	Compatible Fixture	Battery Capacity	Input	Output	Output Power	Operating Temp	Installation
EMB-H18170	LHN-90 / 110 / 130 LHN-160 / 180	90mins	100-347VAC	170VDC	20W	0°C ~ 50°C 32°F ~ 122°F	Factory or Field Install
EMB-H40170	LHN-90 / 110 / 130 LHN-160 / 180 / 210 LHN-210 / 255 / 270 LHN-300	90mins	100-347VAC	170VDC	40W	0°C ~ 50°C 32°F ~ 122°F	Factory or Field Install
EMB-H40500	LHN-90 / 110 / 130 LHN-160 / 180 / 210 LHN-210 / 255 / 270 LHN-300	90mins	277-480VAC	300-500VDC	40W	0°C ~ 50°C 32°F ~ 122°F	Factory or Field Install
EMB-H08170	LHN-90	90mins	100-347VAC	170VDC	8W	0°C ~ 50°C 32°F ~ 122°F	Factory or Field Install

